


# Improve Your ED's Readiness to Care for Children\*

## Equipment, Supplies, and Medications

Stock ED with appropriate-sized, easily accessible pediatric supplies and equipment for pediatric patients from newborn to adult ranges:

- Organize items logically
- Use a color-coded, weight-based, storage system
- Keep a fully stocked pediatric resuscitation cart readily accessible at all times



## Competency in Pediatric Care

Ensure members of the healthcare team have the skills and knowledge to treat children of all ages and developmental stages:

- Periodically evaluate pediatric-specific competencies, including triage, medication administration, procedures, disaster preparedness, and handoff communication
- Use observation, written tests, and/or chart reviews
- Pediatric board certification and pediatric emergency nursing certification is strongly encouraged.



## Quality and Performance Improvement (QI/PI)

Implement a QI/PI plan that includes monitoring of outcomes-based pediatric-specific indicators.

- Integrate multidisciplinary QI/PI activities with:
  - prehospital agencies
  - inpatient pediatrics
  - trauma/injury prevention programs
  - pediatric critical care
- Use the Plan, Do, Study, Act method:
  - systematically review, identify, and mitigate variances in pediatric emergency care



## Administration and Coordination for Care of Children

Identify Pediatric Emergency Care Coordinators (PECCs) to coordinate delivery and evaluation of pediatric care in the ED: An emergency physician and emergency nurse with demonstrated clinical competence and expertise in pediatric emergency care



## Support Services for the ED

Ancillary services should have skills, equipment, and capability to provide care to pediatric patients:


- Radiology departments
  - develop protocols based on age and size of patients to reduce radiation exposure
- Clinical laboratories
  - facilitate testing for all ages of patients
  - ensure availability of microtechnology for small and limited samples
  - have transfer protocols for pediatric patients who exceed laboratory capabilities



## Policies, Procedures and Protocols

Develop and implement age-specific policies, procedures, and protocols that also address children with special health care needs through:

- Local collaboration with regional pediatric centers
- Use of standard, evidence-based guidelines found on the EMSC Innovation and Improvement Center website: <https://emscimprovement.center/>

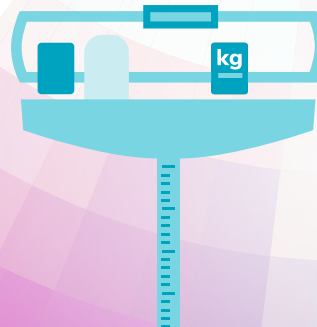


Educate staff on policies and monitor compliance.

## Pediatric Patient and Medication Safety

Establish a culture of safety and educate staff in pediatric-specific safety considerations:

- weigh all patients in kilograms, ideally with scales locked in kilograms
- take full set of vital signs
- use weight-based dosing
- provide for cultural sensitivity, interpreter services, and family-centered care
- implement patient identification policies
- monitor/evaluate patient safety events



\* Based on the 2018 AAP/ACEP/ENA Joint Policy Statement, "Pediatric Readiness in the Emergency Department"

This information sheet is provided for informational purposes only. ENA is not providing medical advice. The instructions and information provided herein is not intended to replace judgment of a medical practitioner or healthcare provider based on clinical circumstances of a particular patient. The information included herein reflects current knowledge at the time of publication and is subject to change without notice as advances emerge and recommendations change. ENA makes no warranty, guarantee or other representation, express or implied, with respect to the validity or sufficiency of any information provided and assumes no liability for any injury arising out of or related to use of or reliance on information contained herein.