



Maryland RISK WATCH® Team

December 2022 to Executive Committee &
Fire/Injury Prevention Life Safety Committee



Maryland Risk Watch Team: The day-to-day work of this team of volunteers recognizes the primary support given by the MSFA through the Fire & Injury Prevention and Life Safety Committee. In partnership with Safe Kids Maryland, resources are coordinated and teaching tools are mobilized to reach children and teens across the state through daytime, weekend and evening programming. We have returned to community outreach in person safety education and distribution of safety tools (helmets, car seats, escape planning and more).








2023 MSFA Convention Planning:

Risk Watch, Safe Kids Maryland, and EMSC FAN team members have started to plan for an expanded audience for the 2023 convention. Specifically – outreach to tweens and teens. We also will return to a Water Safety Display next year on a rotation with the American Trauma Society and Tidalhealth. We request to stay in room 210 if that is feasible with the Convention Committee overall plan. Sunday Monday and Tuesday schedule worked well and we are prepared to staff with experts and recruit volunteers from throughout the state. The Heatstroke Awareness display with a vehicle is available if there is room and permission from the Convention Center.

2022 MSFA Convention:

2022 Steps to Safety interactive safety stations were updated for the Convention and provided adult content mentors at each station. Just in time training was available for those volunteering at the interactive stations and for those volunteering to be a Mascot or an Escort (Traumaroo, Walker the Panda, Sparky the Fire Dog).

Risk Area for Stations: Leaders from the injury prevention community continue to provide consistent adult mentors at each display table/ activity. 9-1-1: Make the Right Call (Cecil County DES)

-  Fire Safety: EDITH, Close Your Door – located at the OSFM booth on first floor
-  **REVISED:** Scald prevention for children & Youth/Adult caretaker [“What’s Hot What’s Not”]
-  Child Passenger Safety- EMSC CPS Grant (MSHO)
-  Bike Safety Grant to EMSC (MHSO)
-  Pedestrian Safety - Tidalhealth Peninsula Regional Trauma Center
-  Medication Safety - Safe Kids Maryland – EMSC clinical team
-  **NEW:** Safe Sleep for Infants - EMSC Family Advisory Network/ Safe Kids

The Maryland RISK WATCH team has four goals during the in person Convention.

1. To provide young children and school age children hands on education experiences to be safer in their homes & communities through both psychomotor skills and new knowledge about high-risk injuries.
2. To provide young life safety advocates (tweens, teens and young adults) with a mentored experience and specific lesson plans to work with younger children and their families.
3. To empower parents and care providers with knowledge on both the risks and the prevention strategies to keep everyone safer in their home and community (infants through seniors).
4. To demonstrate interactive safety displays based upon evidence based and best practices for life safety advocates across Maryland’s EMS, Fire & Rescue services.

2023 Educational Opportunities:

March 25, 2023 (Saturday) is the date for Public Fire & Life Safety Educator Seminar at MFRI. Save The Date flyer has been distributed with Registration and Agenda coming soon. www.mfri.org/seminars

September 19, 2023 (Tuesday) Mid-Atlantic Life Safety Conference Brochure & Registration will be online at - <https://www.fabscom.org/malsc-info-and-registration>



Maryland RISK WATCH® Team
December 2022 to Executive Committee &
Fire/Injury Prevention Life Safety Committee



Maryland Safe Kids Updates: Please email safekidsmd@miemss.org to join the email notification. Grants from Safe Kids Worldwide have been received for the following activities / risk area focuses. The majority of the grant award is in materials (banners, games, handouts, logo trinkets) but not monetary awards.

1. **Medication Safety – Maryland Poison Center is 50 years young:** Maryland Poison Center (MPC) is marking its 50th anniversary this year with a special quarterly series of educational webinars:
 - a. March webinar provided an overview of MPC history and the most current data targeted for all audiences - “Here for the Ages”
 - b. June webinar was targeted for injury prevention outreach – “Tales from the Poison Center – Tots to Teens”
 - c. September webinar was targeted for parents – “My Kid Ate ...”
 - d. November webinar was targeted for healthcare - “Tales from the Poison Center- Adults and Older Adults

Information on all of these webinars is located @ <https://www.mdpoison.com/>

2. **Buckle Up 2023 Grant:** Car seat information and seat checks for families have returned to in person by appointment and will continue to be available virtually for families who prefer distance one on one consultations. CPS Technician courses have resumed and are planned across the state through November. Course information is located at: <https://cert.safekids.org/become-tech> . Maryland has 6 outdoor temperature displays available to increase the public awareness of the dangers of heatstroke in vehicles continues.
10/1/2022 Maryland has a CPS Law Webinar with a webinar held in September (MIEMSS YouTube channel)
3. **Child Passenger Safety Grant from Maryland Highway Safety Office** is in the 23rd year of funding and continues to reach out to healthcare professionals with educational material and training. New Steps for CPS poster are available through the EMSC CPS project office. Contact cps@miemss.org to receive copies. New project focuses on providing EMS agencies with “3in1” car seats to safely transport non-patients in EMS Supervisor vehicles when necessary.
4. **Bike Helmet Safety Grant from Maryland Highway Safety Office:** Maryland EMSC started a sixth year of funding for bike helmets and bike safety education on July 1, 2022. Posters and handouts are available; copies are available upon request from bikesafety@miemss.org.
5. **Safe Sleep Project:** Maryland EMS for Children’s State Partnership grant ordered and distributed 20 family educational displays on infant safe sleep in partnership with Safe Kids, Risk Watch, and state Child Fatality Review Team. Kits includes a portable crib, standardized tabletop display, infant doll and printed material from NICDDH and Maryland Safe Sleep campaign. This project is one of the Family Advisory Committee initiatives at “Steps to Safety” at the MSFA Convention Risk Watch/ Safe Kids room.

EMS for Children Online Training posted on MIEMSS YouTube channel:

1. Training video on how to use both types of Outdoor Temperature displays is also posted on YouTube: <https://www.youtube.com/user/MarylandEMS> (under Public Health and Safety channel)
2. Child Passenger Safety PSAs series of 5 messages
3. Bicycle Safety PSAs: Helmet Safety, Riding Safety, Bike Safety Resources
4. PSAs: Learn CPR, Driver safety, 10 Right Care Steps, What to Expect When You call 9-1-1



Maryland RISK WATCH® Team
December 2022 to Executive Committee &
Fire/Injury Prevention Life Safety Committee

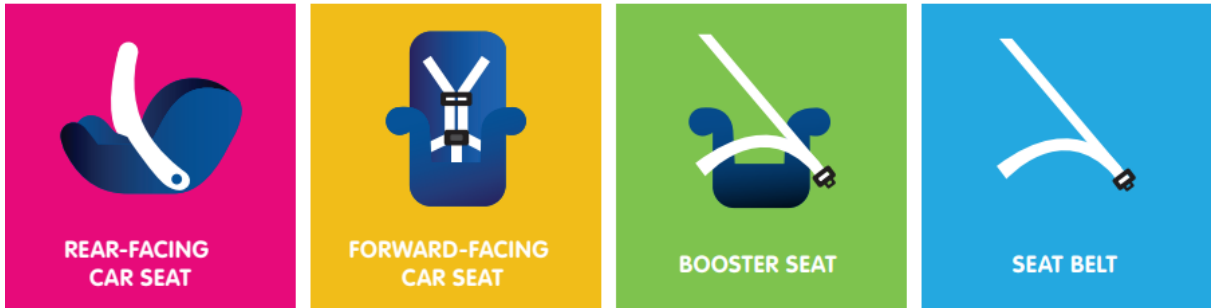


Risk Watch Communities with materials in schools, after school and community events are listed below. We would like to have a contact for Risk Watch and Safe Kids in each county to facilitate getting new information out and to share the camera ready public safety messages from national organizations. Please email riskwatch@msfa.org if you would like to be one of your county's contact.

County	Contact	Lead Agency
Allegany County	Jeff Hobbs - SK & RW & ATS	UPMC Western Maryland
Baltimore City	Karen Hardingham – Safe Kids	UMMS Children's Hospital
Caroline County	Richard Childers – Safe Kids	Caroline County DES
Carroll County	Maggie Rauser – Safe Kids Lisa Wilson - Risk Watch	County Health Department Winfield VFD
Calvert County	Sterling Myers SK & RW	St Leonard VFD
Cecil County	Angela Puskarich – Safe Kids Holly & Kay Trego - Risk Watch	Dept. of Emergency Services Singerly VFD
Charles County	Anita Austin SK & RW	Dept. of Emergency Services
Frederick County	Jessica Dayal - Safe Kids RW contact needed	County Health Department
Garrett County	Diane Lee -SK&RW	County Health Department
Howard County	Terri Taylor – Safe Kids RW contact needed	County Fire & Rescue
Johns Hopkins Pediatric ED	Mary Ellen Wilson RN EMSC FAN Council Co-Chair	Johns Hopkins Children's Center
Johns Hopkins Pediatric Trauma	Pediatric Trauma & Pediatric Burn team (ATS)	Johns Hopkins Children's Center
Montgomery County	Beth Anne Nesselt - Risk Watch Anthony Ramirez - Safe Kids	County Fire & Rescue County Fire & Rescue
Prince George's County	Brian Clark and Andrew Spriggs- Safe Kids	Fire & EMS Department
Prince George's County	Teresa Ann Crisman - Risk Watch	PGCVFRA
Queen Anne's County	Mary Alice Vanhoy (SK & RW)	United Communities Fire Dept.
Rock Hall (Kent County)	Andrea Joyner - Risk Watch	Health Department
Tilghman Island (Talbot County)	School Library	County Schools
Washington County	Katrina Wolf - (SK & RW & ATS)	Meritus Trauma Center
Wicomico County	Shari Rector (SK & RW & ATS)	Tidalhealth Peninsula Regional Trauma Center
<i>More are welcome to join</i>		

Maryland's Child Passenger Safety Law

Effective October 2022



Every child under 8 years old must ride in a child safety seat or booster seat used according to the manufacturer's guidelines. **

Additionally, a person transporting a child under the age of 2 years in a motor vehicle must secure the child in a rear-facing child safety seat that complies with applicable federal regulations until the child reaches the manufacturer's weight or height limit for the child safety seat.

**Unless the child is 4'9" or taller

For help with using a car seat with your child and your car:

Maryland Kids in Safety Seats

MD Department of Health

Call: 443-842-0508

Email: mdh.kiss@Maryland.gov

Contact online: www.mdkiss.org



Online videos to teach use of car seats:

<https://www.nhtsa.gov/equipment/car-seats-and-boosters-seats>





Safe Kids Maryland

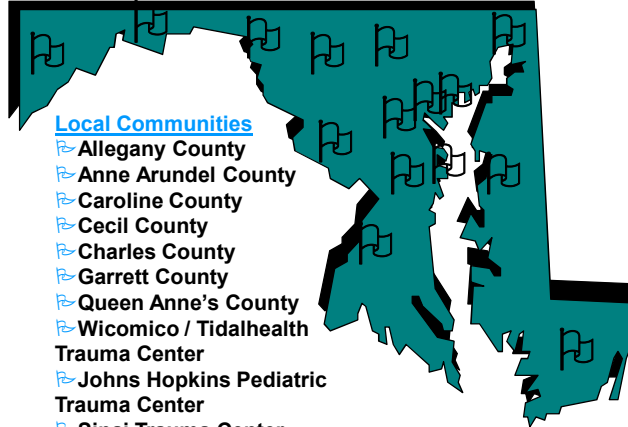
Lead by MIEMSS EMS for Children

Local Coalitions

- Baltimore City
- Carroll County
- Frederick County
- Howard County
- Montgomery County
- Prince George's County
- Washington County

Local Communities

- Allegany County
- Anne Arundel County
- Caroline County
- Cecil County
- Charles County
- Garrett County
- Queen Anne's County
- Wicomico / Tidalhealth Trauma Center
- Johns Hopkins Pediatric Trauma Center
- Sinai Trauma Center



For more information please visit:

www.safekidsmd.org

Maryland's RISK WATCH Communities



- Carroll County
- Cecil County
- Frederick County
- Garrett County
- Howard County Park & Recreation
- Johns Hopkins Children's Center
- Untied Communities VFD (QAC)
- Montgomery County DFR
- Tidalhealth Peninsula Trauma Center
- Prince George's County F&EMS
- Prince George's County VFRA
- Rock Hall VRF
- Tilghman Island

For more information email: riskwatch@msfa.org

Injury Prevention/ Safety: Safe Sleep

Interactive Displays



Safe Kids Coalitions & Locations

Partnering Agency	Safe Kids / Risk Watch Type	Agency/ Facility
SK Partners – Garrett	Community Partner	Garrett County DOH
SK Washington County	Local Coalition	Meritus Medical Center – L&D Unit
SK Carroll County	Local Coalition	Carroll County DOH
SK Baltimore City	Local Coalition	University of Maryland Medical Center
SK Howard County -	Local Coalition	County Fire and Rescue (Howard County)
Metro Baltimore ENA	Partner	ENA Chapter
SK Partners – Cecil	Community Partner	Singerly VFD Prevention Committee
JHCC	Trauma Center	Johns Hopkins CC PTC
SK Partners – Wicomico	Community Partner	Tidalhealth Peninsula Trauma Center
Eastern Shore ENA	Partner	ENA Chapter
Caroline County	Community Partner	Caroline County DES
Mid Maryland ENA	Partner	ENA Chapter
Southern MD MSFA	Partner	Ladies Aux - Prevention Chair
EMSC FAN Council	Partner	Winfield Volunteer Fire Department
Safe Kids Maryland	State Coalition	MIEMSS EMSC

Injury Prevention/ Safety: Bike Safety

Interactive Displays



Safe Kids Coalitions & Locations

Partnering Agency	Safe Kids / Risk Watch	Agency/ Facility
SK Partners – Garrett	Community Partner	Garrett County DOH
Allegany	Community Partner	Cumberland Fire Department & UPMC Western Maryland Trauma Center
SK Washington County	Local Coalition	Meritus Medical Center
SK Frederick County	Local Coalition	Frederick County DOH
SK Carroll County	Local Coalition	Carroll County DOH
SK Baltimore City	Local Coalition	University of Maryland Medical Center
SK Howard County	Local Coalition	Howard County Fire and Rescue
Metro Baltimore	Partners/ Trauma Centers	JHCC & Saini Hospital
Anne Arundel	Community Partner	Anne Arundel County Food & Resource Bank – Bike Subcommittee
Cecil	Community Partner	Cecil DES
Wicomico	Community Partner	Tidalhealth Peninsula Trauma Center
Queen Anne	Community Partner	Untied Communities VFD
Caroline County	Community Partner	Caroline County DES
SK Montgomery	Local Coalition	Montgomery County Fire and Rescue
SK Prince George's	Local Coalition	Prince George's Fire & EMS
Charles County	Community Partner	Charles County DES
Southern MD MSFA	Partner	Ladies Aux - Prevention Chair
EMSC FAN Council	Partner	Winfield Volunteer Fire Department
Safe Kids Maryland	State Coalition	MIEMSS EMSC

Safety: Car Seats for EMS Supervisors

👤 Training in Person for core group

📄 Laminated instruction card left with Car Seat

GRACO SLIM FIT 3-IN-1 SEAT														
REAR-FACING Newborn to at least age 2 (5-40lb or 2.3-18kg)	INSTALLATION REFERENCE PHOTO 1. Recline car seat. 2. Feed seat belt in path under knee (blue label) and buckle. 3. Lock seat belt at shoulder belt retractor and pull tight.	HARNES REFERENCE PHOTO 1. Adjust straps to top of shoulders and snug them. 2. Place chest clip at armpit level.												
FORWARD-FACING >Age 2 - 5 Years (22-65lb or 10-30kg)	INSTALLATION REFERENCE PHOTO 1. Place seat upright. 2. Route seat belt through seat shell behind the child's back (orange label). 3. Lock seat belt at shoulder belt retractor and pull tight. 4. Attach tether strap from top-back of car seat to tether bucket behind vehicle seat (if at all possible).	HARNES REFERENCE PHOTO 1. Move straps to top of shoulders, and snug them. 2. Slide chest clip to armpit level.												
GRACO SLIM FIT 3-IN-1 SEAT SEATBELT SETUP														
BOOSTER SEAT Age 5+ Years (40-100lb or 8.1-45kg)	1. Fully loosen harness straps, unsnap padding, then store straps and buckles under lower and pad in storage area. 2. Place child on booster seat. 3. Place lap belt over hips and through red belt guides; buckle.	4. Place shoulder belt through red path in shoulder area. 5. Adjust head restraint so shoulder belt ends at shoulder.												
GRACO SLIM FIT CAR SEAT														
Return to: _____ Do not use after: 11/16/31	<table border="1"> <thead> <tr> <th colspan="4">Car Seat's Use</th> </tr> <tr> <th>Date</th> <th>Age of Child</th> <th>EMS Provider Initials</th> <th>Mode</th> </tr> </thead> <tbody> <tr> <td> </td> <td> </td> <td> </td> <td> </td> </tr> </tbody> </table>		Car Seat's Use				Date	Age of Child	EMS Provider Initials	Mode				
Car Seat's Use														
Date	Age of Child	EMS Provider Initials	Mode											
Additional car seat help: www.GracoBaby.com 1-800-345-4109 <small>MEMMS' Child Passenger Safety Healthcare Project © 2022 - cpss@memms.org Modified from MD AED 2020</small>														

INSTALLATION VIDEO Installing a Slim Fit rear-facing car seat with a seat belt: https://youtu.be/1CK3Zy8K0Y8
INSTALLATION VIDEO Installing a Slim Fit forward-facing harness car seat with a seat belt: Link TBD
INSTALLATION VIDEO Installing and using the Graco Slim Fit as a high-backed booster: Link TBD

Injury Prevention/ Safety: Medication Safety

2022 Medication & Poison Prevention Mailing & PPT

