



Maryland RISK WATCH® Team April 2019 Update



Update for MSFA Executive Committee Fire and Injury Prevention & Life Safety Committee

Maryland Risk Watch Team extends a sincere **THANK YOU** to the MSFA and LAMSFA leadership and members for their support throughout the past seventeen years. The day to day work of this team of volunteers recognizes the primary support given by the MSFA through the Fire & Injury Prevention and Life Safety Committee. In partnership with Safe Kids Maryland, resources are coordinated and teaching tools are mobilized to reach children and teens across the state through day time, weekend and evening programming.

NEW 2019 MSFA Convention: The Risk Watch and Safe Kids teams are planning for the 2019 MSFA Convention. This year's convention will present both a challenge and an opportunity due to some of the county school systems extending their academic year until June 17 -21, 2019 due to weather closures. The Steps To Safety interactive exhibits will still focus on children, youth and families during the morning and lunch time hours. In the afternoon, we will be offering focused training for youth and adults at each of the stations to encourage local communities to design and conduct safety education on specific risk areas.

Risk Watch Stations at 2019 MSFA Convention are listed below along with the lead agency:

1. Make the Right Call 9-1-1: Cecil County DES
2. Close the Door – fire safety: MSFA Fire Prevention & Life Safety Committee
3. Fire Escape Planning – fire safety: MSFA Fire Prevention & Life Safety Committee
4. Medication Safety: Maryland Poison Center and Safe Kids Maryland
5. Child Passengers Safety: MIEMSS EMSC CPS project/ Safe Kids Md
6. Water Safety & Pool Safety: PRMC Trauma Center (American Trauma Society)
7. Heat Stroke prevention Outdoor Thermometer Display (MSFA & EMSC CPS Project)
Outside display
8. Pedestrian Safety – Eyes Up Phones Down
9. Injury and Fire Prevention Resources for adults on how to replicate at station or country level
10. Preschool activities – burn safety

The committee again requests Room 213 as a location again this year, recognizing that construction may impact future convention spaces.

Adult Content Experts: leaders from the Prevention Community will continue to provide consistent adult mentors at each display table/ activity. The committee will be working with the State EMD committee to recruit more mentors for 9-1-1 training.

Volunteers: Are always welcome and the sign up for the 2018 MSFA Convention will go live though Event Brite by April 15, 2019.

Public Educator Life Safety Seminar was held on March 23, 2019 at MFRI QH in College Park. A record number of participants filled the auditorium. The seminar included both breakout session and poster sessions this year. The abstracts for the posters sessions are attached at the end of this report.



Maryland RISK WATCH® Team April 2019 Update



The Maryland RISK WATCH team has four goals at Convention:

1. To provide young children and school age children hands on education experiences to be safer in their homes & communities through both psychomotor skills and new knowledge about high risk injuries.
2. To provide young life safety advocates (tweens, teens and young adults) with a mentored experience and specific lesson plans to work with younger children and their families.
3. To empower parents and care providers with knowledge on both the risks and the prevention strategies to keep everyone safer in their home and community (infants through seniors).
4. To demonstrate interactive safety displays based upon evidence based and best practices for life safety advocates across Maryland's EMS, Fire & Rescue services.

Maryland Safe Kids Updates:

Grants from Safe Kids Worldwide have been received for the following activities / risk area focuses. The majority of the grant award is in materials (banners, games, handouts, logo trinkets) but not monetary awards.

1. Safe Kids Week Grants will not be offered by Safe Kids Worldwide due to changes in corporate sponsors.
2. Medication Safety Grant for 2019 has been released on a limited basis. Maryland Safe Kids is working on new infographic displays that will include 2018 & 2019 research reports
3. **Bike Helmet Safety Grant from Maryland Highway Safety Office:** Maryland EMSC provided all the Safe Kids Coalitions and community partners with a Bike Helmet Display for training and 50 -75 bike helmets in the fall. A spring order will be placed in time for May's bike safety month. The poster focused on "Right Fit" has been produced and printed. Copies are available upon request from bikesafety@miemss.org. In April two short PSAs on Bike Helmet Safety will be created, posted on You Tube and distributed with Bike Safety education workshop across the state. We have applied to MHSO to continue the project in FFY 2020.
4. **Child Passenger Safety Grant from Maryland Highway Safety Office:** is in the 19th year of funding and just competed a safe travel in Airports display. Another Outdoor Temperature Thermometer has been purchased through this grant for Western Maryland and kept at Meritus Trauma Center in Hagerstown. New Steps for CPS poster are available through the EMSC CPS project office. Contact cps@miemss.org to receive copies.

Fall Safe Kids Maryland meeting will be on September 4, 2019 @ MIEMSS Room 212 from 12:30 PM – 3:00 PM. Held at MIEMSS Headquarters 653 West Pratt Street, Baltimore Maryland



Maryland RISK WATCH® Team April 2019 Update



Risk Watch Communities with materials in schools, after school and community events are listed below. We would like to have a contact for Risk Watch and Safe Kids in each county to facilitate getting new information out and to share the camera ready public safety messages from national organizations. Please email riskwatch@msfa.org if you would like to be one of your counties contact.

County	Contact	Lead Agency
Carroll County	Maggie Rauser – Safe Kids	County Health Department
Calvert County	<i>St Leonard VFD - need new contact</i>	
Cecil County	Holly Trego (RW and SK)	Depart of Emergency Services
Frederick County	<i>RW contact needed</i> Jessica Dayal - Safe Kids (new)	County Health Department
Garrett County	Diane Lee (RW and SK)	County Health Department
Howard County	<i>RW contact needed</i> Terri Taylor – Safe Kids	County Fire & Rescue
Johns Hopkins Pediatric ED	Mary Ellen Wilson RN EMSC FAN Council Chair	Johns Hopkins Children's Center
Montgomery County	Beth Anne Nessel (RW) Anthony Ramirez (SK)	County Fire & Rescue County Fire & Rescue
Prince George's County	Teresa Ann Crisman (RW and SK)	Fire & EMS Department
Prince George's County	Teresa Ann Crisman (RW and SK)	PGCVFRA
Queen Anne's County	Carrie & David Reid (RW & SK)	United Communities Fire Dept.
Rock Hall (Kent County)	Andrea Joyner RN Health Department	Health Department
Tilghman Island (Talbot County)	School Library	County Schools
Washington County	Kelly Llewellyn RN (RW & SK & ATS)	Meritus Trauma Center
Wicomico County	Kari Cheezum RN (RW & SK & ATS)	PRMC Trauma Center
<i>More are welcome to join</i>		









Emergency Medical Services for Children

Maryland Institute for Emergency Medical Services Systems



Maryland EMS for Children Department and Safe Kids Maryland

Injury Prevention Resource Update – 2019

	<p align="center">CPS & OP Safety Grant 2018 -2019</p> <p>Project Coordinator is Susanne Ogaitis Jones (sogaitisjones@miemss.org)</p> <p>Website has been updated recently with new materials and video: Check it out at www.miemss.org/home/emsc/cps</p> <p>NEW: A new educational banner with matching posters have arrived and are available upon request - "Car Seat and Seatbelt Ages & Stages for Children". Request copies of the poster by emailing: cps@miemss.org</p>
	<p>NEW: An information sheet "Safest Travel for the Youngest Passengers" is available in English, Spanish, Russian, Chinese, and Korean.</p> <p>Posted on www.miemss.org/home/emsc/cps</p> <p>Request copies of the poster by emailing: cps@miemss.org</p>
	<p>NEW: Safe Airplane travel double sided banner has been created and will be shared with regional and national airports in Maryland.</p> <p>Posted on www.miemss.org/home/emsc/cps</p>
	<p>Scholarships are again available to become a Certified Child Passenger Safety Technician ("CPST") through this grant. For more information contact CPS@miemss.org or call 410-706-8647.</p>
	<p align="center">MHSO Bike Helmet Safety Grant – 2018-2019</p> <p>Project Coordinator is Diane Lee (dlee@miemss.org) from Garrett County.</p> <p>This project has distributed Helmet Safety displays to the Safe Kids Coalitions and community partners in Maryland.</p>
	<p>NEW: "Helmet Fit Test" posters are available for download on the new webpage – http://www.miemss.org/home/bike-safety-project</p> <p>Request copies of the poster by emailing: bikesafety@miemss.org</p>



**Call for Abstracts:
Posters of Fire & Injury Prevention
2019 Maryland Public Educator Life Safety
Seminar
March 23, 2019 @ MFRI College Park HQ**

Maryland State Firemen's Association (MSFA) – Fire & Injury Prevention and Life Safety Committee is seeking abstracts for posters (visual display) that address fire prevention and injury prevention activities in your local community. This is a great way to share the work of your company's educational efforts in your community. The goal of this new initiative is to promote creative and best practices across the state as part of this annual seminar.

Abstract Guidelines

1. Abstracts are due by Wednesday February 20, 2019 - Email to RiskWatch@msfa.org.
2. Presenter(s) must register through MFRI to attend the Seminar on March 23, 2019.
3. Presenter(s) are responsible for transporting their poster display to and from the Seminar. The Seminar planning committee will provide tables at the back of the MFRI auditorium.
4. Posters should be placed on a self-supporting display board (suggested size is 36x 48 display tri-fold or a firm poster board with easel back support).
5. The planning committee will select five Posters for presentation at the 2019 seminar.
6. Participants agree to have pictures taken and shared through print and online communications.

2019 MSFA Prevention Poster Contact Information

Poster Title:	
Primary Contact/ Presenter Name:	
Affiliation:	
Email:	
Phone number(s)	

Additional Presenters Names:

1	
2	
3	

Objectives: (Upon completion of this poster review, the *participant* will be able to...)

1.	
2.	
3.	



**Call for Abstracts:
Posters of Fire & Injury Prevention
2019 Maryland Public Educator Life Safety
Seminar
March 23, 2019 @ MFRI College Park HQ**

Directions for Abstract:

Purpose: Clearly state the goal of your project.

Target Audience: Describe the characteristics of participants (ages, community, and background).

Methods: Describe the activities and delivery style of your project.

Resources/Tools: List the resources and teaching tools utilized in your project.

Results: Summarize the experience(s) you have had with presenting this project in your community. Be sure to share lessons learned and recommendations for future presentations.

Brief Outline of Abstract (500 words maximum):

Purpose:

Target Audience:

Methods:

Resources/Tools:

Results:

The deadline for submission is **February 20, 2019 (Wednesday)**
Submit your **Abstract & Biographical Data Form** by E-mail to: RiskWatch@msfa.org



**Call for Abstracts:
Posters of Fire & Injury Prevention
2019 Maryland Public Educator Life Safety
Seminar
March 23, 2019 @ MFRI College Park HQ**

Maryland State Firemen's Association (MSFA) – Fire & Injury Prevention and Life Safety Committee is seeking abstracts for posters (visual display) that address fire prevention and injury prevention activities in your local community. This is a great way to share the work of your company's educational efforts in your community. The goal of this new initiative is to promote creative and best practices across the state as part of this annual seminar.

Abstract Guidelines

1. Abstracts are due by Wednesday February 20, 2019 - Email to RiskWatch@msfa.org.
2. Presenter(s) must register through MFRI to attend the Seminar on March 23, 2019.
3. Presenter(s) are responsible for transporting their poster display to and from the Seminar. The Seminar planning committee will provide tables at the back of the MFRI auditorium.
4. Posters should be placed on a self-supporting display board (suggested size is 36x 48 display tri-fold or a firm poster board with easel back support).
5. The planning committee will select five Posters for presentation at the 2019 seminar.
6. Participants agree to have pictures taken and shared through print and online communications.

2019 MSFA Prevention Poster Contact Information

Poster Title:	
Primary Contact/ Presenter Name:	
Affiliation:	
Email:	
Phone number(s)	

Additional Presenters Names:

1	
2	
3	

Objectives: (Upon completion of this poster review, the *participant* will be able to...)

1.	
2.	
3.	



**Call for Abstracts:
Posters of Fire & Injury Prevention
2019 Maryland Public Educator Life Safety
Seminar
March 23, 2019 @ MFRI College Park HQ**

Directions for Abstract:

Purpose: Clearly state the goal of your project.

Target Audience: Describe the characteristics of participants (ages, community, and background).

Methods: Describe the activities and delivery style of your project.

Resources/Tools: List the resources and teaching tools utilized in your project.

Results: Summarize the experience(s) you have had with presenting this project in your community. Be sure to share lessons learned and recommendations for future presentations.

Brief Outline of Abstract (500 words maximum):

Purpose:

Target Audience:

Methods:

Resources/Tools:

Results:

The deadline for submission is **February 20, 2019 (Wednesday)**
Submit your **Abstract & Biographical Data Form** by E-mail to: RiskWatch@msfa.org



**Call for Abstracts:
Posters of Fire & Injury Prevention
2019 Maryland Public Educator Life Safety
Seminar
March 23, 2019 @ MFRI College Park HQ**

Maryland State Firemen's Association (MSFA) – Fire & Injury Prevention and Life Safety Committee is seeking abstracts for posters (visual display) that address fire prevention and injury prevention activities in your local community. This is a great way to share the work of your company's educational efforts in your community. The goal of this new initiative is to promote creative and best practices across the state as part of this annual seminar.

Abstract Guidelines

1. Abstracts are due by Wednesday February 20, 2019 - Email to RiskWatch@msfa.org.
2. Presenter(s) must register through MFRI to attend the Seminar on March 23, 2019.
3. Presenter(s) are responsible for transporting their poster display to and from the Seminar. The Seminar planning committee will provide tables at the back of the MFRI auditorium.
4. Posters should be placed on a self-supporting display board (suggested size is 36x 48 display tri-fold or a firm poster board with easel back support).
5. The planning committee will select five Posters for presentation at the 2019 seminar.
6. Participants agree to have pictures taken and shared through print and online communications.

2019 MSFA Prevention Poster Contact Information

Poster Title:	
Primary Contact/ Presenter Name:	
Affiliation:	
Email:	
Phone number(s)	

Additional Presenters Names:

1	
2	
3	

Objectives: (Upon completion of this poster review, the *participant* will be able to...)

1.	
2.	
3.	



**Call for Abstracts:
Posters of Fire & Injury Prevention
2019 Maryland Public Educator Life Safety
Seminar
March 23, 2019 @ MFRI College Park HQ**

Directions for Abstract:

Purpose: Clearly state the goal of your project.

Target Audience: Describe the characteristics of participants (ages, community, and background).

Methods: Describe the activities and delivery style of your project.

Resources/Tools: List the resources and teaching tools utilized in your project.

Results: Summarize the experience(s) you have had with presenting this project in your community. Be sure to share lessons learned and recommendations for future presentations.

Brief Outline of Abstract (500 words maximum):

Purpose:

Target Audience:

Methods:

Resources/Tools:

Results:

The deadline for submission is **February 20, 2019 (Wednesday)**
Submit your **Abstract & Biographical Data Form** by E-mail to: RiskWatch@msfa.org



**Call for Abstracts:
Posters of Fire & Injury Prevention
2019 Maryland Public Educator Life Safety
Seminar
March 23, 2019 @ MFRI College Park HQ**

Maryland State Firemen's Association (MSFA) – Fire & Injury Prevention and Life Safety Committee is seeking abstracts for posters (visual display) that address fire prevention and injury prevention activities in your local community. This is a great way to share the work of your company's educational efforts in your community. The goal of this new initiative is to promote creative and best practices across the state as part of this annual seminar.

Abstract Guidelines

1. Abstracts are due by Wednesday February 20, 2019 - Email to RiskWatch@msfa.org.
2. Presenter(s) must register through MFRI to attend the Seminar on March 23, 2019.
3. Presenter(s) are responsible for transporting their poster display to and from the Seminar. The Seminar planning committee will provide tables at the back of the MFRI auditorium.
4. Posters should be placed on a self-supporting display board (suggested size is 36x 48 display tri-fold or a firm poster board with easel back support).
5. The planning committee will select five Posters for presentation at the 2019 seminar.
6. Participants agree to have pictures taken and shared through print and online communications.

2019 MSFA Prevention Poster Contact Information

Poster Title:	
Primary Contact/ Presenter Name:	
Affiliation:	
Email:	
Phone number(s)	

Additional Presenters Names:

1	
2	
3	

Objectives: (Upon completion of this poster review, the *participant* will be able to...)

1.	
2.	
3.	



**Call for Abstracts:
Posters of Fire & Injury Prevention
2019 Maryland Public Educator Life Safety
Seminar
March 23, 2019 @ MFRI College Park HQ**

Directions for Abstract:

Purpose: Clearly state the goal of your project.

Target Audience: Describe the characteristics of participants (ages, community, and background).

Methods: Describe the activities and delivery style of your project.

Resources/Tools: List the resources and teaching tools utilized in your project.

Results: Summarize the experience(s) you have had with presenting this project in your community. Be sure to share lessons learned and recommendations for future presentations.

Brief Outline of Abstract (500 words maximum):

Purpose:

Target Audience:

Methods:

Resources/Tools:

Results:

The deadline for submission is **February 20, 2019 (Wednesday)**
Submit your **Abstract & Biographical Data Form** by E-mail to: RiskWatch@msfa.org

Heatstroke to Children Left in Cars

Outdoor Stand-Up Temperature Display

Available for Use for Maryland Community Events

On average each year, 38 children die from heatstroke when left alone in cars. In 2018, **49** children died this way. Awareness and behavior modification among caregivers are key to preventing the majority of these tragic deaths. The Outdoor Stand-Up Temperature Display is an excellent tool to create awareness of how a vehicle can quickly heat up in the sun to where the inside temperatures would kill a child. This display features:

- A 20" x 78" metal, free-standing frame that breaks down into 3 parts for storage inside a large, plastic case with wheels (case dimensions: 28" W X 48" H X 13" D).
- Two LCD temperature displays attached to the top of the frame: one for the in-vehicle temperature and one for outside/ambient temperature.
- Cable connectors with thermometers to place in and outside the car.
- Large magnet-signs to place on display car to convey message.
- Safe Kids display sign for the middle of the frame.
- 100 foot extension cord.
- Handouts and posters for the public.



To Reserve this display:

Cecil County and Eastern Shore, contact Holly.Trego@ccdps.org

Central MD, contact EMS for Children at cps@miemss.org or 410-706-8647

Montgomery/Prince Georges/Southern Maryland, contact tacrisman@co.pg.md.us
or 240-508-3960

Western Maryland, contact Kelly.Llewellyn@meritushealth.com or 301-790-8378

Guidelines for Use

- Arrange for pick up and return of the large and heavy display in its storage case.
- Return the display within four business days to the pre-arranged location.
- Arrange for an outdoor location for this: a parked vehicle is needed within 10 feet of the temperature display.
- Access to electricity is needed; a 100 foot extension cord is included with display.
- Do not expose the display to rain.
- Allow at least 30 minutes for set up time, with at least two strong people helping.
- Follow the directions for assembly carefully. Call 410-706-8647 if there are questions or concerns, or after hours, call Susanne Ogaitis at 410-491-7803.
- Ensure that someone will be near the display at all times.
- Properly pack and transport the display in its original case.
- Clean the display if needed with a soft, damp cloth.
- If any damages occur, you will be responsible for repairs or replacement.

Additional Activities to Accompany Display

- Place a doll or stuffed animal that doesn't look real strapped into a car seat inside the hot car. Use a car without dark windows to allow the car seat to be seen.
- Ask local car dealers to loan the vehicle, as a public service.
- Have supplemental materials available: handouts, posters to give away, or incentive items with campaign messages.
- Invite local media to cover the campaign and film the temperature changes.
- Cover the campaign on social media, with frequent updates of temperature changes and what that would mean to a child occupant of the car.
- Simultaneously conduct an inside display on the same subject by borrowing one of the 6' tall stand up posters ("Cars can overheat rapidly..." or "Take action..."). Contact cps@miemss.org to arrange this.

Emergency Medical Services for Children (EMSC)

Maryland Institute for Emergency Medical Services Systems (MIEMSS)

653 West Pratt Street, 4th Floor

Baltimore, Maryland 21201; 410-706-1758